




CAR HIRE Tips from UKCarHire.com.au

Step 1 – Before you Book ...

1. Ensure the vehicle chosen is adequate for your needs

Vehicle Description

	Passengers Quantity		Diesel Vehicle
	Baggage Quantity		Automatic Vehicle
	Air Conditioning		GPS

2. Read the Terms & Conditions carefully



Our Terms & Conditions cover:

- Drivers Age
- Drivers License
- Additional Driver
- Coverage / Insurance
- Breakdown Assistance
- Fuel Policy
- Mileage
- Tax Rate
- Payment Method
- Voucher
- Additional Extra Conditions

3. Secure your vehicle with a low deposit

Step 2 – Before you leave Home... ensure you have the following

1. Car Hire Voucher

VOUCHER EXAMPLE

CarTrawler Car Rental Booking

YOU MUST PROVIDE THESE BOOKING DETAILS TO SIXT ON ARRIVAL TO SECURE YOUR VEHICLE.

Confirmation Number 1234567890	Reference Number ES123456789
Agent Details Agent SIXT Agent Address Plaza de la Volateria 3 - exit arrival hall and go to Sixt busses waiting outside at hotel bus stop to bring you to the branch. Renaissance-Sixt Hotel Shuttlebus. Barcelona 08020 Agent Telephone	SIXT Agent Ref 1234567890 Agent Account Plan Code/Contract Number
Pick Up Details Location Barcelona - Airport Date 29 Nov 2007 Time 18:30	Drop Off Details Location Barcelona - Downtown Date 30 Nov 2007 Time 18:00
Car Details Car Type Mercedes A Class or similar with Air Conditioning	Car Code
Your Details Lead Driver	Flight Number

**THIS IS NOT A PREPAID RENTAL.
AMOUNT PAYABLE TO AGENT ON ARRIVAL:
euro € 23,-99**

A Booking deposit has been taken to secure this reservation (check email for amount). The above balance is payable to SIXT on arrival. The booking deposit WILL NOT be shown on your printed rental contract.

